

KRITI PUBLIC SCHOOL, BARABANKI

SESSION—2021-22

CLASS—6

SYLLABUS—FIRST TERM

Sub.: English Literature

Month	Topic	S.E. Activity	Lab/Map	Learning Outcomes	Skill Enhancement
March	GULLIVER REACHES THE LAND OF LILLIPUT	Teachers will ask one word answer, Questions aloud in class, related to Gulliver's life and then randomly students will be called to the teachers desk to pick the correct answers strip kept over their.	Make a paper boat and discuss and discuss how ships sail in the sea.	<ul style="list-style-type: none">• Students will learn about Gulliver's life.• Student will learn about the life of a sailor.	Reading, Speaking, Writing, Listening, Thinking Skills, Determination, Focus.
April	CHILDHOOD DAYS OF SWAMI VIVEKANAND	Draw the picture of swami Vivekananda will their 2-4 Thoughts.	Teacher ask students to share their childhood memories and will try to motivate them while speaking.	<ul style="list-style-type: none">• Students will learn about swami Vivekanand.• Students will learn to share their experinces.	LSRW, Drawing skills, sharing, expressing views.
	EATING WORDS	Class will be divided in three groups. Each animal is classified on the basis	Students will be shown animals flashcards and	<ul style="list-style-type: none">• Students will learn about different	Observing, Speaking group discussion

		of their eating habits. Group A will be asked to tell about herbivores animals with examples. Group B will be telling about Carnivores animals and group C will be telling about Omnivores animals.	they have to observe the picture careful of and then they will tell their categories, whether they are mamals, fish, birds, reptiles and amphibians.	types of animals and their classification according to their eating eating habits.	participation, self confidence, Focus Reading, Understanding.
May	SHIVAJI'S LION	Draw a greeting card for your best friend and write two or three friendship Quotes in it.	Students will be asked to express themselves and tell about our ancient queens, kings, freedom fighters etc.	<ul style="list-style-type: none"> • Students will learn about Shivaji Maharaj. • Students will learn the qualities of true friendship. 	Creativity, Reading, Writing, Speaking, Listening Expressing views, confidence, communication.
July	ADVENTURES IN THE DESERT	Draw the animals that are found in the desert and make cut outs of it.	Make an artificial cactus tree as instructed by the teacher.	<ul style="list-style-type: none"> • Students will gain knowledge about desert life. • Students will learn about climatic condition of the desert. 	Creativity, Listening, Reading, Writing, Understanding, Learning.

	SQUIRRELY SHIRLEY	Before the activity teacher will make rhyming words pair card's and their for the activity she makes group 'A' and 'B' five minutes time will be given to the groups for finding as much as rhyming words pair from the box kept or teacher table.	Class will be divided into three or four small groups and will be asked to recite the poem with correct pronunciation, intonation and metre.	<ul style="list-style-type: none"> • Students will learn to comprehend and appreciate the poem. 	Observing, Time-management, Listening, Focus, Reading, Speaking, Team-work, Co-ordination, Participation.
August	ONLINE SHOPPING	Draw different things that you can purchase from the online shopping sites.	Teacher picks out students randomly and asks about the different online shopping sites also she asks the procedure to purchase online products.	<ul style="list-style-type: none"> • Students will learn about online shopping and different shopping sites. • Students will learn the process to buy things online. 	Creativity, Thinking, Speaking, Writing, Listening, Focus, Clarity.
	THE GIRLS WHO PLAYED GULLI DANDA	Students will be divided in two groups. Group A will make a list of outdoor games and will then	Students will be taken to the play ground to play Gulli-Danda.	<ul style="list-style-type: none"> • Students will learn to enjoy while learning, 	Teamwork, Co-ordination, communication, Speaking,

		explain about each games in short. Group B will make a list of Indoor games and will then explain at the end.		about different types of indoor and outdoor games as well as ancient and modern games.	Thinking, Honesty, Learning.
September	REVISION+HALFYEARLY EXAMINATION	<ul style="list-style-type: none"> • Tick the correct option • True and false • Word/Meaning • Short and Long answers • Reference to context.1 			

Sub.:English Language

Month	Topic	S.E. Activity	Lab/Map	Learning Outcomes	Skill Enhancement
March	ALPHABET WORDS, SENTENCES,	Draw a chart and draw two fruits showing capital and small letter and then hang it in the classroom.	Teacher will show flashcards related to different words written on it. Students will be asked to observe carefully and then tell whether we will put 'A' or	<ul style="list-style-type: none"> • Students will learn the main parts of a sentence. • Students will learn types of sentences. 	Creativity, Observation, Concentration, Thinking, Speaking, Learning, Reading, Listening.

			'An' before the noun.		
April	<ul style="list-style-type: none"> NOUN (KINDS) 	Students will be divided into different groups to make a list of different types of words that are nouns. Each group has to write those nouns that they have been instructed by the teacher.	Students will be taken to the playground and five circles will be made on the ground and out of that circle the 'noun type' will be written. Now teacher calls out a word students have to listen carefully and then he has to jump on the correct circle.	<ul style="list-style-type: none"> Students will learn about Nouns and its types. Students will learn to identify nouns and their correct usage in a sentence. 	Listening, Speaking, Learning by doing, Focus, Thinking Skills Quick Response.
	NOUNS (Genders Numbers, Functions)	Arrange the cut outs of the different letters to a meaningful word and then tell which noun gender it follows.	Teacher ask students to look around the classroom and then make a list of ten things that shows singular and plural.	<ul style="list-style-type: none"> Student will learn four types of genders and their usage. Students will learn Spellings of words, with 'S' for plurals. 	Listening, Observation, Reading, Thinking, Speaking, Time management.

May	PRONOUNS	Make a paper flower and write pronoun types in it.	Teacher makes children open literature book and give different paragraphs from a lesson to students to find out the pronouns from it.	<ul style="list-style-type: none"> • Students will learn to recognize pronouns and distinguish them from other parts of speech. • Students will learn to use pronouns effectively while writing. 	<ul style="list-style-type: none"> • Reading, understanding, creativity, observation, writing, listening.
	APPLICATION WRITING	Students will write an application to the principal for arranging extra classes.	Students will be asked to write the format of application on the board.	<ul style="list-style-type: none"> • Students will learn the format of application writing. 	Reading, Understanding, Observation, Focus, Learning, Writing.
	ESSAY WRITING	Students will be asked to write an essay on 'Our India'	There will be discussion in the class on the essay 'Our India'	Students will be able to learn the way of writing a good essay.	Reading, Writing, Listening, Understanding Focus.
July	ADJECTIVES : COMPARISON OF DEGREES	Draw different shapes and write different Adjectives in it.	Teacher will ask each student to describe himself with an adjective word using first	<ul style="list-style-type: none"> • Student will learn how to use adjectives and how to identify them in sentences. 	

			letter of his or her name.	<ul style="list-style-type: none"> Students will learn to write adjectives correctly. 	
	ESSAY WRITING	Students will be asked to write an essay on 'The Ganga'	Students will be asked to share important elements of writing a good essay.	<ul style="list-style-type: none"> Students will learn to write a good and effective essay in a systematic way. 	
August	VERBS: HELPING VERBS	Draw a picture of a playground and write some action words in it.	Teacher will call out an action word and students will show an action with hands, legs etc.	<ul style="list-style-type: none"> Students will learn to identify verbs and use them correctly in sentences. Students will learn to differentiate between helping verbs and main verbs. 	Creativity, Listening, Learning, Thinking, Understanding.
	ARTICLES	Make a chart showing articles	Students will be shown some flash cards of different nouns and they have to guess	Students will learn about definite and indefinite article	Creativity, Understanding, Observation, Speaking, Thinking.

			which article to put before the nouns.		
	ADVERBS	Draw different fruits and write adverbs in it.	Groups will be made and each will be given a kind of adverb to explain with examples.	Students will learn about adverbs and its kinds and its correct uses in a sentence.	Creativity, Promptness, Quick response observation, thinking, skills, writing skills, listening.
	STORY WRITING	Students will be asked to write a short story on 'A Farmer and a Mongoose'	Students will be asked to share any English story with a moral.	Students will learn some good elements of story writing.	Reading Writing, Thinking, Understanding.
	LETTER WRITING	Students will be asked to write a letter to 'Uncle about music competition'	Students will be called to the blackboard to write the format of formal and informal letters.	Student will learn about the format of formal and informal letters.	Writing, Thinking, Understanding, Initiative, Giving answers
	COMPREHENSION PASSAGE	Read the passage and answer the questions	Students will be given a paragraph to read them and answer the	Student will learn how to find answers from the passage.	Reading, Understanding, Writing, Speaking, Sentence formation.

			questions.		
September	VOICE	Make a chart of the rules showing active voice and passive voice	Student will be divided into two groups. Group 'A' will be given active voice sentences to form and group 'B' will change those sentences into passive voice.	<ul style="list-style-type: none"> • Students will learn the rules of active and passive voice. • Students will learn how to change active voice sentences into passive voice. 	Reading, Understanding, Speaking, Teamwork, Communication analysis.
	REVISION + HALF YEARLY EXAMINATION	<ul style="list-style-type: none"> • Letter • Passage • Story • Essay • Exercises 			

Sub.: Hindi Literature

Month	Topic	S.E. Activity	Lab/Map	Learning Outcomes	Skill Enhancement
March	आ रही रवि की सवारी (कविता)	उदय होते हुए सूरज का चित्र बनाएं	सूरज का चित्र बनाकर उसके बारे में पांच वाक्य लिखें	कविता की पंक्तियों की पहचान चांद के प्रकाश का पृथ्वी पर महत्व की जानकारी	स्थानी शब्दों का ज्ञान नैतिक मूल्य व जीवन कौशल विकसित हुआ शब्दकोश वृद्धि होगी

	नेकी का फल(कहानी)	पंक्तियों की व्याख्या भाव वाचक संज्ञा वर्ण विच्छेद नैतिक मूल्यों की जानकारी		नेकी और इमानदारी की सीख	दूसरों की सहायता की प्रेरणा व मधुमेह की जानकारी प्राप्त होगी
April	फूल का मूल्य (कहानी) वायु और जीवन (निबंध)	फूलों से संबंधित ज्ञान	बुद्ध जी का चित्र लगाकर उनके बारे में लिखें	महात्मा बुद्ध के बारे में जानकारी प्राप्त होगी	वस्तु के मूल्यों को समझेंगे
May	ममता की मूरत (व्यक्तित्व)	I निस्वार्थ वाह इतने भाव से सेवा की प्रेरणा से प्रेरित हुए	नर्स और डॉक्टर के चित्र लगाकर उनके कार्य लिखें	करुणा की मूर्ति मदर टेरेसा के बारे में जाना	संत बनने की प्रक्रिया व नियम को जानेंगे
July	फागुन में सावन(कविता) साइकिल की सवारी (हास्य कहानी)	एक पिचकारी का चित्र बनाएं साइकिल का चित्र बनाएं	होली की पौराणिक कथा बच्चों को सुनाएं साइकिल पर पांच वाक्य लिखें	हिंदी महीनों के नाम सीखेंगे साइकिल की खोज से संबंधित जानकारी प्राप्त करेंगे	वर्ष भर के ऋतु के बारे में जानेंगे साइकिल के अविष्कारक का नाम जानेंगे

August	ज्ञान की बातें (पत्र) श्रेय(कविता)	पंक्तियों की व्याख्या गांधी जी के पुत्रों का परिचय तथा प्रिटोरिया जेल की जानकारी हुई पेड़ पौधों की जानकारी जड़ों की जानकारी	गांधी जी का जीवन परिचय समझेंगे पेड़ का चित्र बनाकर प्रत्येक अंग का कार्य लिखें	गांधीजी के अफ्रीका प्रवास संबंधी परियोजना की जानकारी प्राप्त करेंगे पेड़ों से होने वाले लाभ की जानकारी	पत्र लेखन कला का विकास हुआ पेड़ों से निस्वार्थ त्याग व परोपकार करना सीखेंगे
September	छोटा जादूगर(कहानी)				

Sub.: Hindi Language

Month	Topic	S.E. Activity	Lab/Map	Learning Outcomes	Skill Enhancement
March	भाषा और व्याकरण वर्ण विचार	भाषा के भेदों की जानकारी स्पर्श व्यंजन ओं की सूची बनाएं	लिखित /मौखिक भाषा के उदाहरण चित्र सहित लिखें वर्णों के भेद उदाहरण सहित लिखें	भाषा और व्याकरण की जानकारी स्वर्ण व व्यंजनों की जानकारी	भाषा और बोली दोनों का अंतर जानेंगे
April	शब्द विचार संज्ञा	शब्दों के भेद लिखें संज्ञा के भेदों के नाम	शब्दों के विषय में जानकारी होगी संज्ञा शब्दों की	शब्द निर्माण के बारे में जानेंगे	व्याकरण का विकास होगा

		एक पुष्प बनाकर लिखें	जानकारी होगी	किन्हीं 10 शब्दों को लिखकर संज्ञा के भेद चांटे	हिंदी भाषा के कौशल में विकास होगा
May	लिंग और वचन	लिंग और वचन चित्र द्वारा समझाएं	लिंग शब्दों की पहचान होगी	स्त्रीलिंग पुलिंग शब्दों द्वारा पांच पांच वाक्य लिखें	स्त्रीलिंग पुलिंग में अंतर जानेगे
July	कारक सर्वनाम विशेषण	कारक के भेद ओं की सूची बनाएं सर्वनाम शब्दों की एक सूची बनाएं विशेषण शब्दों की पहचान होगी	कारक का प्रयोग सीखेंगे व समझेंगे पुरुषवाचक सर्वनाम के उदाहरण लिखें विशेषण युक्त पांच वाक्य बनाएं	कक्षा में मौजूद वस्तुओं से विशेषण समझेंगे	कारक चिन्ह के प्रयोग का ज्ञान विकसित होगा किसी की विशेषता समझने का गुण बढ़ेगा
August	क्रिया व काल निबंध लेखन, पत्र लेखन	काल का अभ्यास		क्रिया व क्रिया विशेषण के प्रयोग सीखेंगे निबंध लेखन व पत्र	रचनात्मक विकास होगा लेखन कला का

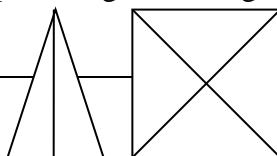
				लेखन सीखेंगे	विकास होगा
September		शब्द भंडार अपठित गद्यांश वा पुनः अभ्यास अर्धवार्षिक परीक्षा		परीक्षा की तैयारी कर सफलता प्राप्त करेंगे	सफलता की ओर अग्रसर होने का कौशल विकसित होगा

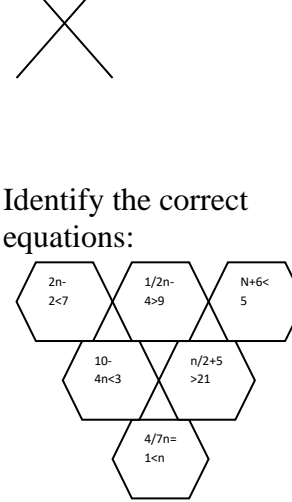
Sub.: Maths

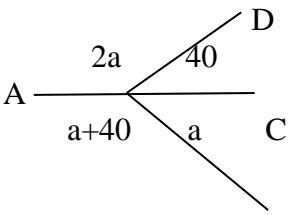
Month	Topic	S.E. Activity	Lab/Map	Learning Outcomes	Skill Enhancement
March	Unit -1 Sets Theory Chapter -1 Sets	Arrange different types of sets like equivalent sets, finite sets and infinite sets etc.	Make different sets using different colours of balls	Students will be able to know to use sets in their daily life.	Logical, Thinking, Listening, Practising
	Chapter -2 Types of Sets	Find X and Y are overlapping sets: $X = \{14, 17, 20, 23\}$ $Y = \{9, 12, 15, 18\}$	Prepare a chart for Null and singleton sets.	Students will be able to know the types of sets.	Observation, logical thinking, Creative, Concentration
	Chapter – 3 Operations on Sets	If $X = \{4, 8, 12, 16, 20\}$ $Y = \{2, 4, 6, 8, 10, 12\}$ $Z = \{8, 16, 24, 32, 40\}$ Find: a. $X-Y$ b. $Y-Z$	Take three different colours of paper and make union and intersection of sets.	Students will be able to use operations of sets in their daily life.	Concentration, logical thinking, listening, Creative
				Students will be able	Concentration,

	Chapter -4 Venn Diagram	Write adaptations of plants and animals and draw it in diagram.	Find $A \cup B$, $A \cap B$ $A = 1, 5, 6, 7, 8$ $B = 4, 5, 6, 7, 15$	to draw the venn diagram	understanding, listening, thinking
April	Unit – 2 Numbers				
	Chapter – 5 Number Systems	Determine the difference of the face value of the two 8's in 8345678	Find the sum of all the possible 3-digit numbers using the digits 3, 2 and 8 once only in number.	Students will be able to make a difference between place value and face value. Students will learn to use number system in their daily lives.	Problem solving, Concentration, Patience, Thinking
	Chapter – 6 Integers	Draw on number line: $(-1) + (-3)$ $(-5) + 7$	Prepare a chart of negative and positive integers from daily life activities.	Students will be able to understand the concept of integers.	Creative, Logical, Thinking , Practising
	Chapter – 7 Factors and Multiples	Write the composite number between 0 and 20	Classify the numbers that are factors or multiples of given number.	Students will be able to find the factors and multiples of a number.	Reasoning, Observation, logical, Critical thinking, Problem Solving
	Chapter – 8 Fractions	Prepare a table and	Compare like and Unlike fractions. By	Students will know the concept of fraction.	Observation,

		write all even, odd, prime, co- prime and composite number from 0 to 50 and also write its fraction.	giving some examples.	Students can use fraction in their daily life.	Concentration, Creative, Logical, Thinking
May	Chapter – 9 Operations on Fractions	A sum of money was divided between Sunil and Mahesh. $\frac{1}{5}$ of the amount was given to Sunil. If Sunil got Rs 75000, how much was the total amount? How much did Mahesh get?	A mason used $\frac{3}{5}$ of 6800 bricks to build a wall. How many bricks were used to build the wall?	Students will be able to use fraction in their daily lives.	Logical thinking, Creative, Observation.
July	Unit – 3 Arithmetical Problems Chapter – 12 Ratio and Proportion Chapter – 13	Compare and prepare a table of the different quantities using ratio in different situations. Eg: Ratio of girls to boys etc. Calculate the percentage of the fig:	Find the earnings of Nikhil, if the ratio of earnings of Ravi to Nikhil is 4:5 and Ravi earns Rs 9000 per month. Find the percentage of your marks which you got in your exams.	Students will be able to learn ratio and proportion. Students can use ratio in their daily lives. Students will be able to calculate the percentage. Students can use this in their daily lives.	Listening, practising, Critical Thinking, logical, Problem solving. Listening, Practising logical thinking, creative.



	<p>Unit 4 Algebra Chapter -16 Fundamental Concepts of Algebra</p> <p>Chapter – 17 Operations on Algebraic Expressions</p>	 <p>Identify the correct equations:</p> <p>Add expression and then subtract the given equation.</p> $4x^2 + 2xy + y^2, 2x^2 - xy - y^2$	<p>If $a = 5$, $b = 3$ and $c = -3$ evaluate each of the following:</p> <p>a. $4ab + bc^2 / 2a + 2b - 3c$ b. $abc/a^2 - ac/b^2$</p> <p>What must be added to $4x - 3y + 3z$ to get $5x - 4y + 8z$?</p>	<p>Students will be able to calculate the value of variables.</p> <p>Students will be able to use algebra in their daily lives.</p> <p>Students will be able to solve the word problems of algebra.</p>	<p>Logical, thinking, reasoning, listening, problem solving</p> <p>Concentration, logical, Thinking, Listening, problem solving.</p>
August	<p>Unit 5 Geometry Chapter 18 Fundamental Concepts of Geometry</p>	<p>Make three non collinear points P, Q and R and draw different lines taking two points of them at a time. Name all the lines drawn and also write the total number of lines drawn.</p> <p>Prepare a table and write all kinds of</p>	<p>Prepare a chart and draw all the figures of geometry like line, plane, Parallel Lines etc.</p>	<p>Students will be able to learn the concept of geometry.</p> <p>Students will be able to use the geometry in their daily lives.</p> <p>Students will be able to draw all types of</p>	<p>Logical thinking, creative, critical, practicing, problem solving</p>

	Chapter – 19 Angles	angles and draw all angles.	Find the value of a: 	angles. Students will be able to use angles in our daily lives.	Logical, Creative, Concentration, Problem solving, Observation.
	Chapter -20 Constructions of Angles	Draw a line segment AB of 5 cm. Construct LCAB of 60° and LCBA of 30° using a Set Square. Measure LACB, CA and CB	Construct angle without using a protector: 30°, 120°, 57.5°	Students will be able to construct all types of angles.	Problem solving, Logical reasoning and creative.
September	Revision	HALF YEARLY EXAMINATION		. Multiple choice question . One word answer . Short Answer . Long Answer	

Sub.: EVS

Month	Topic	S.E. Activity	Lab/Map	Learning Outcomes	Skill Enhancement
March	Our Food: Variety and Source	Prepare a weekly food menu of yours. Enlist the different food items cooked by your mother at home.	Conduct an experiment to explain the role of sunlight in food preparation by plants with the help of teacher.	Students will know The importance of food, Different source of food. We get food from different parts of plant, animals	Observation, Creative thinking, Memory and recalling, Summarizing topic, Listening.

				classified on the basis of food habits, not to waste food Students will develop the habit of donating blood to needy.	
April	Food and Nutrition	Make list of food items you eat everyday see on the backside of the wrapper and get the calories you obtain from that quantity of food.	Prepare healthy salad at home with the help of your mother.	The students understand the requirement of nutrients in food, can investigate which food contains what nutrients. Check the presence of nutrients by performing simple test, classifying foods that provide different nutrients. Relate deficiency diseases with diet.	Hygiene skill, Observation skill, Listening, Vocabulary, Creative thinking, Communicative skill.
	All About Clothing	Paste one example of each Natural fibre Animal fibre Synthetic fibre	Collect pictures of traditional dresses of J&K, Punjab, Rajasthan, Tamil Nadu, and Arunachal Pradesh states and paste them on chart	The students will be able to differentiate materials such as fibres, yarn, synthetic and Natural fibres. They will be able to	Listening, Critical thinking, Observation skill, Time management, Peer-Participation skill.

	Sorting and Grouping of Material	Collect some object in a group, list them and identify how each one is made.	paper. Experiment to find out the properties of material.	purchase clothes on the basis of materials, come to know production of handloom is important for rural India, able to select fabric according to reason. The students will be able to identify things on the basis of properties like lustre, solubility, density etc. Students will understand why classification is necessary.	Observation, Imagination skill, Problem solving, Thinking skill, Reading, Writing.
May	Separation and Substances	Make mixture of lemon and water, milk and water, sugar and salt, and classify them into homogenous and heterogenous mixture.	Separate chalk powder dissolved in water by using filtration technique.	The students will be able to identify the type of mixture. They will be able to categorize the mixtures and they will be able to understand the need of separation. They will gain	Memory and Recalling, Problem solving, Creative and Critical thinking, Allertness, Patience.

				knowledge about the method of separation of mixtures.	
July	Changes Around Us	Take some gram seeds and observe their sizes, put them in water overnight. Next day, put them out of water and observe their size again. Write what type of change it is.	Experiment to study changes in burning candle.	The students will be able to investigate whether all physical changes are reversible, easily observe changes occur in day to day life into physical and chemical changes	Observation, Problem solving, Patience, Imaginative, Performing skill.
	All About Plants	Make classification of plants, collect the picture of different plants and paste them on a chart paper.	Experiment to understand the structure of flower.	The students will be able to classify plants as herbs, shrubs etc. Learn some biological names of parts of flower. Students will be able to identify different parts of leaf, including its veins and midrib, male and female parts of plants.	Participation, Self confidence, Observation, Grasping skill, Problem solving, Artistic skill.
August	Body Movements	Make a list of exercises particularly	Try to move various parts of your body	Students will be able to explain the purpose	Participation, Problem solving,

		done for different joints of our body.	and record their movement in table form.	of human skeletal system, parts of skeleton, ligaments and cartilage in our body. Students will be able to demonstrate how muscles are used in movement. Students will be able to explain how animals like snails, earthworms, fishes, birds, and snakes moves.	Observation, Focus, Patience, Allertness, Knowledge.
	Habitats of the living	Search the state animal of each state of your country and paste their pictures on chart paper, Also, display it in your classroom.	Collect pictures of different types of plants from plain, desert, hilly and coastal regions and mention their name.	The students will be able to describe how deserts plants and animals cope with severe temperature and water scarcity, highlight the adaptation made by animals, like polar bear, snow leopard. Identify the changes	Browsing skill, Creative thinking, Knowledge, Communication, Participation.

		collage.		be able to know various advancements takes place in different generations of computer.	thinking skill.
April	Computer Languages Making Computer Work-Algorithm	List some of the high level languages that are used frequently Nowadays. Mention their areas of use on A4 sheet. Draw flowchart to prepare tea.	Make one powerpoint slide to show difference between high level and low level language. Write/draw (algo, flowchart) to find the product of five numbers.	<ul style="list-style-type: none"> Students will be able to differentiate between high and low level language. Students will be able to understand how to check the errors in the code. Students will be able to find the solutions of any problem step by step. 	Listening, Reading, Writing, Speaking, Creative and Logical thinking, Technical and Typing. Technical, Typing, Listening, Logical and Creative thinking, Browsing skill.
May	Making Computer Work-Flowchart	Prepare a chart showing the various symbols used in	Draw a flowchart in MS Word to find whether a year is leap	Students will be able to pictorially represent the solution	Typing, Communication, Thinking, Artistic,

August	Learn to Use MS Excel	Draw and label excel window.	Create a new excel sheet, store the names of students in your class.	Students will be able to learn how to create an excel sheet, to enter data and to save any workbook.	Technical, Typing, Creative thinking, Artistic, Listening, Speaking.
September	Revision				

SUBJECT: SOCIAL SCIENCE

Month	Topic	S.E. Activity	Lab/Map	Learning Outcomes	Skill Enhancement
March	HISTORY 1. OUR PAST	Draw /paste pictures of 5 famous stupas located in India and write their names.	Unit2-History Assignment20- India Map of subcontinent.	To provide knowledge about our history provide,sources Of information ,explorers of the world and literary sources different form of art and culture and other sources of history.	Awareness, observing, creative and critical thinking

	<p>2.PREHISTORIC MAN</p> <p>GEOGRAPHY</p> <p>1.Our Earth in the Solar System.</p>	<p>Draw and paste pictures showing different forms of wheel today.</p> <p>Draw solar system.</p>	<p>Assignment21- India –sites of early.</p> <p>Unit1-Geography</p> <p>Assignment1 Our Solar System.</p>	<p>To provide knowledge about the stone ages, tools .Beginning of cattles, farming</p> <p>And community life.</p> <p>The student will be able to distuinguish between stars, planets and saterllite.ex-Sun, Moon ,Earth etc.</p> <p>They recognize that the earth unique celestial body.</p>	<p>Creative and critical thinking, observation,</p> <p>Awareness, creative, critical thinking, observation, listening, speaking</p>
April	<p>GEOGRAPHY</p> <p>2. The Globe: Longitudes and Latitudes.</p>	<p>Draw the diagram of latitude and longitude.</p>	<p>Assignment2-Parallel and meridians.</p> <p>Assignment3- Standard meridian.</p>	<p>The student will be able to indentify latitudes and longitudes. Ex- poles,equator,topical</p> <p>States/UTs of India an other neighbouring</p>	<p>Conversation, communication, peer participation, listening, speaking</p>

	3.MAPS	<p>Draw the conventional symbols used for the following-</p> <p>a)Tank</p> <p>b)Dam</p> <p>c)Church</p> <p>d)Level crossing etc.</p>	<p>Assingnment5- Directions on Map.</p> <p>Assignment6- Symbols on a Map.</p>	<p>countries on global and the world map.</p> <p>*The students will be able to locate directions on the flat surface ;and continents and oceans on the world map and know about symbols on map.</p>	<p>Observation, critical and creative thinking</p>
	<p>CIVICS</p> <p>1. Diversity in India.</p> <p>2.Our Government</p>	<p>Formative Assessment</p> <p>h. Complete the given table.</p> <p>Find out and write the names of the</p>	<p>Assignment12-India and its neighbours.</p>	<p>*To describe various forms of human diversity around him/he. To develop respect for other religions , languages and social groups.</p> <p>*The student will know about the</p>	<p>Self awareness, discussion making, observation, peer participation, communication</p>

	Age. 4.Beginning of Civilisation in India (the Indus Valley Civilisation or Harappan Culture.	Paste /draw pictures and write about different spices found in India.	settlements were excavated. Assignment22- Harappan Civilisation.	disposal of dead megaliths. The students will be able to explain broad developments during the ancient period eg- hunting, gathering stage , the first cities of Indus , etc and relates the developments occurring in one place with another.	Problem solving, critical thinking, communication, artistic
July	CIVICS 3. Key elements of a Democratic Government.	Make a chart of key elements of democratic government.		*The student will be able to differentiate between equality and inequality in various forms to treat them in a healthy way. *The students will know about partition , accountability etc.	Communication, critical thinking, observation, artistic Observation,

	<p>HISTORY</p> <p>8. THE FIRST EMPIRE-ASHOKA.</p>	<p>Draw the pictures of Ashoka Pillar.</p>	<p>Assignment24- India- The Mauryan Empire.</p> <p>Mark the fall cities on political Map of India –</p> <ol style="list-style-type: none"> 1)Patliputra 2)Kalinga 3)Taxila 4)Sanchi 5)Ujjain 6)Sarnath 	<p>level.</p> <p>*The student will indentify various level of government- Local, state and union.</p> <p>The learner will understand history behind mauryan empire,Kalinga war,Ashokas Dhamma his administration and architecture.</p> <p>*To make student familiar with Ashoka pillar and its importance.</p>	<p>communication, artistic</p> <p>Communication, observation, explanation, critical and creative thinking.</p>
--	---	--	--	--	--

	8. New Religious Ideas	Through pictures/drawings show common teachings of Buddhism and Jainism.	7)Kaushambi 8)Gaya	<p>*To make student familiar with Upanishad , Buddhism.</p> <p>*To analyse basic ideas and values of religious and systems of thought during ancient time</p> <p>*The student will recognize the importance of Nirvane , Salvation , Meditation and Enlightenment.</p>	<p>Communication, peer participation, explanation, critical and creative thinking</p> <p>—</p> <p>—</p>
September	GEOGRAPHY 7. Domains of Earth.	Quiz on continents		*To impart knowledge to the	Communication, self awareness, confidence,

		and oceans.	Assignment7- Continents and Oceans of the world .	students pertaining to atmosphere , lithosphere and biosphere. *The students will develop knowledge about the components covered under each domain for eg, continents oceans, etc.	explanation
	CIVICS 5. Rural Administration	Make chart showing the police administration set up of a district.	Assignment28- District Administration	*To make the students analyse the importance of law and order.	Listening, writing, artistic, communication, observation, thinking

Sub: Sanskrit

Month	Topic	S.E. Activity	Lab/Map	Learning Outcomes	Skill Enhancement
March	पाठ 1 पुनरावृत्ति पाठ 2 उच्चारण स्थान	वचन और लिंग का चार्ट बनाएं वर्णों का उच्चारण स्थान लिखिए	1 मिनट गतिविधि टंग ट्विस्टर	वचन लकार वर्ण पर पुनः ध्यान और अभ्यास वर्णों का उच्चारण स्थान का ज्ञान और महत्व	पुनरावृत्ति कौशल बुद्धि कौशल स्मरण शक्ति मौखिक कौशल उद्दीपन कौशल चिंतन मनन कौशल
April	पाठ 3 कारक प्रयोग पाठ 4 अस्माकं प्रथम राष्ट्रपति पाठ 5 सुभाषितानि	कारकों का मिलान विभक्ति से करें प्रथम और वर्तमान राष्ट्रपति का चित्र लगाएं आगे पीछे लिखे शब्दों को सही करके श्लोकपूरा करें	कारकों के चिन्ह बताइए राष्ट्रपति बनकर क्या बदलाव लाना चाहेंगे फ़्लैश कार्ड गतिविधि	कारक ज्ञान और संबंधित विभक्ति का प्रयोग राष्ट्रपति के कार्य शब्दों की संधि का ज्ञान श्लोक सही उच्चारण और उसका महत्व	बौद्धिक कौशल उदाहरण कौशल शब्द अभिव्यंजना संश्लेषण आत्मक कौशल निरीक्षण कौशल मूल्यपरक कौशल उच्चारण कौशल पुनर्बलन कौशल बौद्धिक कौशल

May	<p>पाठ 6 संवाद</p> <p>पाठ 7 अनुशासन का महत्व</p> <p>पाठ 8 मूर्ख मित्र</p>	<p>शुद्ध अशुद्ध शब्द बताइए</p> <p>घड़ी का चित्र बनाएं</p> <p>वानर का चित्र बनाएं</p>	<p>मित्र से संस्कृत में संवाद करने का प्रयत्न करें</p> <p>कक्षा में अपनी दिनचर्या बताइए</p> <p>5 पालतू जानवरों के नाम बताइए</p>	<p>सर्वनाम शब्दों का प्रयोग ज्ञान और महत्व</p> <p>अनुशासन का महत्व और प्रयोग संधि ज्ञान</p> <p>कारक और चिन्ह का ज्ञान संस्कृत वाक्य का अनुवाद बुद्धिमान मित्रों का महत्व</p>	<p>शब्द अभिव्यंजना संवाद कौशल हावभाव कौशल</p> <p>व्याकरण आत्मक कौशल तार्किक कौशल बौद्धिक कौशल वाक्य अभिव्यंजना जीवन कौशल मूल्यपरक ज्ञान भाषा बोध</p>
July	<p>पाठ 9 नीतिवचनानि</p> <p>पाठ 10 गो सेवा</p>	<p>आगे पीछे लिखे श्लोक को क्रम में लिखिए</p> <p>गाय का चित्र बनाएं</p> <p>P.T. II</p>	<p>श्लोक के फ्लैश कार्ड</p> <p>गाय से क्या-क्या मिलता है</p>	<p>श्लोक का उच्चारण संस्कृत भाषा के कठिन शब्द ज्ञान</p> <p>पशु पक्षी प्रेम पशुओं से होने वाले लाभ</p>	<p>उच्चारण कौशल वचनबद्ध मौखिक कौशल भाव बोध</p> <p>संवेदनात्मक कौशल हलन्त शब्द ज्ञान उदाहरण कौशल</p>
August	<p>पाठ 11 पुनः मूषकः भव</p>	<p>चूहे का चित्र बनाएं</p>	<p>1 मिनट में चूहा बनाकर दिखाएं</p>	<p>परोपकार का महत्व ज्ञान संधि शब्द ज्ञान</p>	<p>भावात्मक कौशल बौद्धिक कौशल चिंतन</p>

	पाठ 12 तपोदत्तस्य कथा	कठिन शब्द छठ कर अलग करें	अपने लक्ष्य बताएं	वाक्य प्रयोग ज्ञान का महत्व अभ्यास और प्रयत्न	मनन कौशल वाक्य अभिव्यंजना तार्किक कौशल भाषण कौशल
September					
पाठ 13 विद्याधनम् सर्वधन प्रदानं पाठ 14 होलिकोत्सव	किताब का चित्र बनाएं होली का चित्र बनाएं Revision Half yearly examination	श्लोक को बोलने का प्रयत्न करें प्राकृतिक रंग के साधन बताएं *शब्दार्थ *प्रश्न उत्तर *अभ्यास प्रश्न	विद्या का महत्व अभ्यास परिश्रम का महत्व विलोम शब्द ज्ञान भारतीय त्योहारों का महत्व प्रचलित कथा संधि ज्ञान		पुनर्बलन कौशल उच्चारण कौशल शब्द अभिव्यंजना उद्दीपन कौशल मूल्यपरक ज्ञान नैतिक कौशल

KRITI PUBLIC SCHOOL, BARABANKI

SESSION—2021-22

CLASS—VI

SYLLABUS—SECOND TERM

Sub.: English Literature

Month	Topic	S.E. Activity	Lab/Map	Learning Outcomes	Skill Enhancement
October	TRUE FRIENDS	Write about your best friend in a paragraph with a beautiful quote at the end.	Teacher will write the name of the students on the index card but students have to unscrambled the name and then answer it. Each student will be shown four cards to identify.	<ul style="list-style-type: none">• Student will learn about true friendship.• Students will learn how to maintain true friendship.	Observing, Focus, Speaking, Reading, Brainstorming, Learning with fun.
	BE CAREFUL WHAT YOU WISH FOR	Before the activity, teacher will write some rhyming words on an index card and then it will be distributed in the class. Now one student will speak the word written on his card and then other student who is having the	Students will be divided in groups and will be asked to recite the poem with the correct pronunciation.	<ul style="list-style-type: none">• Students will learn to recite the poem in a proper rhythm• Students will to pick the correct rhyming word	Team work, speaking, observing, Quick Response, Listening, Writing.

		same as pair will have to speak the word.		card.	
November	LITTLE MOWGLI	Draw the characters of the 'The Jungle Book' and write their names.	In a box there are forest animal pictures and those animals that we can keep in are homes. Student will be called randomly to separate the forest animal cards and pet animals.	<ul style="list-style-type: none"> • Students will learn about the story of Mowgli. • Student will learn about the forest life. 	Creativity, imagination, writing, Observation, Thinking, Reading, Speaking.
	FIRST MEN OF THE MOON	Paste the pictures of the astronauts and write two lines about describing them.	Make a model of solar system with planets as instructed by the teacher.	<ul style="list-style-type: none"> • Student will learn about the first men went on the moon. • Students will learn about universe, stars, planet, astronauts. 	Creativity, Writing, Speaking, Listening, Understanding.
December	ANDROCLES AND THE LION	Students will role play the characters of the story and will learn how to deliver dialogues.	Students will be asked to share any story with a moral.	<ul style="list-style-type: none"> • Students will learn to enjoy the story while reading and understanding 	Speaking, Learning, Understanding, Quick answer, Fluency, Acting, communicating.

	PERIOD TEST: II				
January	THE PALANQUIN BEARERS	Write few lines on Sarojini Naidu with her thoughts also draw her sketch.	Teacher ask questions in class orally about the poem and students will note on paper the answers in end.	Student will learn to read the poem and understand it.	Writing, Thinking, Creativity.
February	REVISION + ANNUAL EXAMINATION	<ul style="list-style-type: none"> • Word/Meanings • Short Answers • Long Answers • Reference to context • Tick the correct option 			

Sub.: English Language

Month	Topic	S.E. Activity	Lab/Map	Learning Outcomes	Skill Enhancement
October	NON-FINITES	Students will fell suitable non-finites in the following chart	-	<ul style="list-style-type: none"> • Students will learn the concept of non-finites and functions of non-finites. • Student will learn the kinds of nan-finites. 	Reading, Writing, Thinking, Understanding, Critical Thinking

	PREPOSITIONS	Draw diagrams showing preposition.	Students will be taken to the playground and teacher places the football in different positions and ask students about prepositions.	Students will learn to identify prepositions in the sentences.	Creativity, learning with fun, Understanding Thinking.
November	CONJUNCTIONS	Make Sentences using these joining words- But, And, Because, Although, Till etc.	Teacher will show some sentences to students and they have to correct the conjunction words in them.	Students will learn to recognise and use sentences correctly in the sentences.	Observation, Thinking, Reading, Speaking, Understanding, Writing.
	LETTER WRITING	Write a letter thanking the grandfather for a gift	-	Student will learn format of formal and informal letters.	Writing, understanding, Reading, Speaking.
	STORY WRITING	Write a short story on 'Three Greedy Persons'	Discussion on the story will be done by students.	-	Reading, Writing, Speaking, Self-confidence, Sharing of thoughts.
	COMPREHENSION PASSAGE	-	-	Students will learn to read paragraph correctly and tries to comprehend its meaning.	Understanding, Comprehensive, Reading.

December	DIRECT AND INDIRECT	Change the following direct sentences into indirect.	Students will be divided into two groups. Group A will be asked to share about 'DIRECT SPEECH' rules and group B will discuss about 'INDIRECT SPEECH' rules.	<ul style="list-style-type: none"> • Students will learn about direct and indirect speech. • Student will learn rules of direct and indirect speech. 	Reading, Writing, Speaking, Focus, Understanding, Thinking.
	WORDS OFTEN CONFUSED	Draw different shapes and write words in pairs of different meanings.	Teacher will show flash cards of different confusing words and will ask students to explain its meaning.	<ul style="list-style-type: none"> • Students will learn about homophones. • Students will gain knowledge about more English words. 	Observation, Understanding, Thinking, Speaking.
	PERIODIC TEST-II	-	-	-	-
January	ESSAY	Write an essay on "Cleanliness"	Students will be asked to do steps of hand washing.	Students will learn how to write good and effective essay.	Reading, Writing, Understanding, Critical Thinking, Expressing thoughts.

February	REVISION+ANNUAL EXAMINATION	<ul style="list-style-type: none"> • Comprehension Passage • Story Writing • Letter Writing • Essay • Exercises 			
----------	------------------------------------	--	--	--	--

Sub.: Hindi Literature

Month	Topic	S.E. Activity	Lab/Map	Learning Outcomes	Skill Enhancement
October	<p>प्रकृति से प्रेम (साक्षात्कार)</p> <p>कबीर के दोहे</p>	<p>आदर्श वार्तालाप करना सीखेंगे</p> <p>कबीर दास जी के पालन करता की जानकारी दोहा चौपाई का अर्थ सीखेंगे</p>	<p>पालतू पशुओं के नाम लिखें</p> <p>कबीर की कुटिया का चित्र बनाएं वह कबीर के बारे में लिखें</p>	<p>पत्र लेखन का ज्ञान मोबाइल फोन संबंधी जानकारी</p> <p>कबीर दास जी के जीवन व दोनों की जानकारी प्राप्त करेंगे</p>	<p>वार्तालाप करने का कौशल बढ़ेगा</p> <p>मृदुल स्वभाव विकसित होगा</p>
November	<p>पानी है अनमोल</p> <p>में अखबार हूं</p>	<p>विक्रम बेताल नाटक का मंचन कर जल संरक्षण के लिए जागरुक बनाना</p> <p>समाचार पत्र की कटिंग कॉपी में</p>	<p>जल के स्रोतों के नाम लिखें।</p> <p>अखबार के विषय में चर्चा</p>	<p>जल संरक्षण के महत्व को समझेंगे</p> <p>सामान्य ज्ञान में वृद्धि होगी</p>	<p>प्रकृति की रक्षा का गुण आत्मसात होगा</p> <p>पाठन कौशल विकसित होगा</p>

		चिपकाएँ			
December	रानी की समाधि (कविता) ईदगाह (कहानी)	रानी लक्ष्मीबाई का चित्र बनाएं अपनी पसंद के खिलौना का चित्र बनाएं	वीर रस की कविता लिखेंगे	वीरता का भाव जागृत होगा प्रेम की भावना जाग्रत होगी	विषम परिस्थिति में सामंजस्य बनाने का कौशल विकसित होगा
January	मास्को से कीव तक (यात्रा वृत्तांत)	भारतीय रेल के बारे में चर्चा करेंगे	डायरी लेखन पर चर्चा	विदेशों के बारे में जानेंगे	विश्व ज्ञान प्राप्त करने का लक्ष्य बनाएंगे
February	शेष कार्य पूर्ण कराना वार्षिक परीक्षा अभ्यास				

Sub.: Hindi Language

Month	Topic	S.E. Activity	Lab/Map	Learning Outcomes	Skill Enhancement
October	संबंध बोधक समुच्चयबोधक	संबंधबोधक अव्यय के बारे में जानेंगे समुच्चयबोधक शब्दों		संबंधबोधक तथा समुच्चयबोधक शब्दों को प्रयोग करना सीखा	अव्यय के प्रयोग का कौशल विकसित हुआ

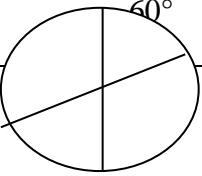
		को भी जानेंगे			
November	विस्मयादिबोधक संधि व समास	विस्मयादिबोधक शब्दों के भादों के नाम लिखें संधि व समास का अंतर लिखे	विस्मय बोधक शब्दों की सूची तैयार करें	विस्मयादि बोधक शब्दों के प्रयोग की चर्चा संधि व समास का मिलान तथा विग्रह सीखेंगे	विस्मयादिबोधक अव्यय का प्रयोग सीखेंगे व्याकरण का विकास होगा
December	उपसर्ग व प्रत्यय शब्द भंडार	नये शब्दों को बनाने की जानकारी पर्यायवाची समानार्थी अनेकार्थी शब्दों का अभ्यास	उपसर्ग व प्रत्यय को जोड़कर पांच पांच शब्द बनाएं 1 से 100 तक गिनती का चार्ट बनाएं तथा शब्दों में लिखें	उपसर्ग प्रत्यय के भेदोंकी जानकारी पर्यायवाची भिन्नार्थक विलोम शब्द शब्दकोश आदि शब्दों का ज्ञान होगा	विषय ज्ञान परिपक्व होगा विषय ज्ञान परिपक्व होगा
January	मुहावरे और लोकोक्तियां विराम चिन्ह			मुहावरे वालों को क्यों का प्रयोग कर भाषा को रिपोर्ट बनाने का प्रयास करेंगे	शुद्ध वर्तनी का प्रयोग कर जीवन में सफलता पाने का कौशल विकसित होगा

	औपचारिक अनौपचारिक पत्र				
	विराम चिन्ह				
February	शेष कार्य पूर्ण कराना पुनर्वास वार्षिक परीक्षा				

Sub.: Maths

Month	Topic	S.E. Activity	Lab/Map	Learning Outcomes	Skill Enhancement								
October	Unit 2 Numbers Chapter 10 Decimals	What should be subtracted from 7.7 to get 0.375?	Represent each of the following numbers on number line : a. 0.9 b. -1.5	Students will be able to calculate the decimal values. Students will be able to use decimals in their daily life.	Problem solving, critical thinking, logical thinking.								
	Chapter 11 Powers and Roots	Prepare a table and write all the roots and squares of the numbers upto 100	Complete the table <table border="1" style="margin-left: auto; margin-right: auto;"> <thead> <tr> <th>No.</th> <th>Exponent</th> <th>Base</th> <th>Standard notation</th> </tr> </thead> <tbody> <tr> <td> </td> <td> </td> <td> </td> <td> </td> </tr> </tbody> </table>	No.	Exponent	Base	Standard notation					Students will be able to calculate the roots and powers. Students will be able to use powers in their	Problem solving, Critical thinking, Observation, Concentration
No.	Exponent	Base	Standard notation										

	<p>Unit 3 Arithmetical Problems Chapter 14 Profit and Loss</p> <p>Chapter 15 Simple Interest</p>	<p>Calculate the profit percent or loss percent when a washing machine is purchased for Rs 24000 and sold for Rs 30000.</p> <p>Prepare a chart and write all the formulas related to simple interest.</p>	<table border="1" style="width: 100px; height: 40px; margin-bottom: 10px;"> <tr> <td style="width: 25px; height: 20px;"></td> <td style="width: 25px; height: 20px;"></td> <td style="width: 25px; height: 20px;"></td> <td style="width: 25px; height: 20px;"></td> </tr> </table> <p>A sofa set is marked at Rs 7,500 and is sold at 8% discount. Find amount of discount and selling price.</p> <p>At what simple interest rate percent per year will rupees 25500 amount to rupees 30500 in 2 years</p>					<p>daily life.</p> <p>Students will be able to use profit and loss in their daily life.</p> <p>Students will be able to find the interest. Student can use this in their daily lives.</p>	<p>Concentration, logical thinking, listening, problem solving</p> <p>Problem solving, creative, artistic skills, logical</p>
November	<p>Unit 5 Geometry Chapter- 21 Triangles</p> <p>Chapter- 22 Circles</p>	<p>Draw all the different kinds of triangles on A4 sheet.</p> <p>Construct a triangle PQR having PQ equal to 4 cm QR equal to 5</p>	<p>Write and name the kinds of triangles and measure it.</p> <p>Draw a circle and mention radius</p>	<p>Students will be able to identify the different kinds of triangles.</p> <p>Students will be able to know how to draw</p>	<p>Logical, critical, creative, Observation</p> <p>Problem solving, observation logical</p>				

	Chapter -23 Linear Symmetry	<p>cm and $\angle PQR = 60^\circ$. Now construct a circumcircle of PQR.</p> <p>Write all the alphabets and draw the linear symmetry on white paper.</p>	<p>diameter Centre Sector and segment</p> <p>Draw linear symmetry on the shapes.</p>	<p>the circles students can use it in their daily lives.</p> <p>Students will be able to draw symmetry.</p> <p>Students will be able to use it in their daily lives.</p>	Logical, critical, problems solving
December	<p>Unit 6 Mensuration Chapter 24 Perimeter and Area of plane figures</p> <p>Chapter- 25 Volume and Surface area of solids</p>	<p>All the adjacent sides are at right angle find each of the following the area of land and the perimeter of land.</p> <p>If a tank is 8 m long, 6 m wide and 5 m high. How many litres of water can it hold?</p>	<p>Find the volume and the surface area of the cuboid having length 12 cm, breadth 8 cm and height 5 cm.</p> <p>The surface area of the cube is 216 cm². Calculate length of an edge and volume of cube.</p>	<p>Students will be able to find the perimeter and area of figures.</p> <p>Students will be able to find the surface area and volume of solids students will be able to use in them daily lives</p>	<p>Focus, problem solving, critical thinking</p> <p>Problem solving, critical, logical creative</p>
January	<p>Unit -7 Statistics</p> <p>Chapter- 26 Graphs</p>	<p>The following chart shows land usage in in metropolis.</p> 	<p>The table given below shows the number of students in different subjects in class IX of a school:</p>	<p>Students will be able to know to draw graphs.</p>	Artistic, , observation logical thinking

		45° 60° 60° Represent the data in tabular form	<table border="1"> <tr> <th>Sub</th> <th>Student</th> </tr> <tr> <td>Maths</td> <td>360</td> </tr> <tr> <td>Sci</td> <td>300</td> </tr> <tr> <td>Eng</td> <td>150</td> </tr> <tr> <td>Hindi</td> <td>216</td> </tr> </table>	Sub	Student	Maths	360	Sci	300	Eng	150	Hindi	216	Students will be able to differentiate the today data students will use them in their daily life	
Sub	Student														
Maths	360														
Sci	300														
Eng	150														
Hindi	216														
February	Revision	ANNUAL EXAMINATION	MCQ ONE WORD ANSWER SHORT ANSWER LONG ANSWERS												

Sub.: SCIENCE

Month	Topic	S.E. Activity	Lab/Map	Learning Outcomes	Skill Enhancement
October	Measurement and Motion	Trace the outline of your palm on the plane sheet of paper and measure its	Make continuous pattern in chart paper which illustrate maximum	The students demonstrate how to measure distance between two objects.	Observation, Focus, patience, Participation, Artistic, Group

	Light, Shadow and Reflection	<p>perimeters</p> <p>Make a list of the objects that are present in your surroundings and classify them into luminous and non-luminous objects.</p>	<p>types of motion.</p> <p>Do activity to show that light travels in a straight line.</p>	<p>The students define the international system of units understand different types of motion. The students explain the process of reflection of light and shadow formation.</p> <p>The students explain the process of reflection of light and shadow formation, construct model of pinhole camera. The students understand the conditions for the formation of shadow, Reflection of light from plane mirror and image formation.</p>	<p>discussion.</p> <p>Critical thinking, Listening, Problem solving, Participation, Observation.</p>
November	Electricity	<p>Make a list of any ten devices that work on battery. Draw and label the diagram of</p> <p>1.Closed electric</p>	Find out the source of electricity in an electric torch.	Students will understand how an electric cell provide the energy needed to power a circuit, easily operate small	Observation skill, Performing, Artistic skill, Imagination skill.

	Magnets	<p>circuit and open circuit.</p> <p>Collect few items such as iron nail, ball pen, pencil, coin, paper. Take a magnet and touch each item with magnet one by one. Identify which item attract or which repel.</p>	To show that magnets always come to rest in the north-south direction.	<p>electrical devices.</p> <p>Students will design a closed, electrical circuit to light an electric circuit by adding a switch, test the conductivity of materials using previously designed electrical circuits.</p> <p>The students will explain the type of material, type of magnets.</p> <p>The students conduct an experiment to find poles of magnet, and repulsion and attraction in magnet.</p>	<p>Observation, Time-management, Thinking and Imagination skill, Participation, Confidence, Problem solving.</p>
December	Water	Draw a schematic diagram of water cycle on the chart paper. Also colour the diagram.	To show the rain water harvesting.	<p>The students spread awareness to adapt rain water harvesting, suggest ways to cope with heavy rain or draught.</p> <p>Develop habits to not</p>	<p>Patience, Observation, Allertness, Concentration, Memory and Recalling.</p>

	Air	With the help of chart, show the use of various gases present in the air.	To prove that air always contains dust or smoke particles.	<p>waste water, protective by minimising water usage. Discuss the problem of water shortage, describe the water cycle and explain how clouds are formed.</p> <p>The students explain variations in composition of air, explain by demonstrating air present in soil and water, spread awareness among people not to pollute air.</p>	Artistic skill, Listening, Reading, Concentration, Observation.
January	Waste Management	Make a list of biodegradable and non-biodegradable waste.	Experiment how is waste generated and how to dispose it.	The students explain how is waste generated and how to dispose, minimise the productions of waste, classify waste into different category, understand how to manage waste, spread awareness for 4R's	Allertness, Patience, Time-management, Co-ordination, Thinking skill, Observation.

	Revision	<ul style="list-style-type: none"> • MCQ • Fill in the blanks • Short Answer • One word Answer • Long Answer • Diagrams 			
February	FINAL EXAMINATION				

Sub.: Computer

Month	Topic	S.E. Activity	Lab/Map	Learning Outcomes	Skill Enhancement
October	Working with Excel	Generate report card format on A4 sheet including all grades and marks and exchange with your friends for correction.	Create a worksheet and select a range, name it and move it.	Students will be able to know how to select range. Students will be able to learn rows, columns, and cell.	Typing, Technical, Listening, Speaking, Reading, Writing.
	Opening and Entering Data in Excel	Make group of children, ask them to learn shortcut keys and recite 2-2 times in front of	Create a new worksheet with data given on page no. 100, save the given	Students will be able to perform many operation in excel using shortcut keys. Students will be able	Listening, Speaking, Learning, Communication, Technology, Typing

		other group.	worksheet with your name.	to know excel is used for manipulation of data.	skill.
November	Q-BASIC	Teacher will give the list of numeric and alphanumeric constant and ask the children to separate them.	Write a program to print student profile, i.e. name of student, father's name, address, class, phone no.	Students will be able to understand rules of writing Q-basic program. Students will be able to create a new program, save and execute a q-basic program.	Typing, Technical, Skill, Reading, Writing, Listening, Creative, Artistic.
	Q-BASIC Statements	Draw a chart mentioning rules that we must remember while writing a α -basic program.	Write a program in q-basic to print "Welcome Programming" using Go-to statement.	Students will be able to understand and learn how to write q-basic code. Students will be able to know how to use different commands in q-basic	Typing, Technical, Listening, Reading, Writing.
December	Internet and Network	Draw diagram of networking and label it.	Log on to internet, gather information on wildlife of India. Make powerpoint on "Wildlife of India".	Students will be able to understand how we communicate with the help of networks. Students will be able to explain about internet and its	Typing, Technical, Reading, Writing, Listening, Thinking, Communication, Artistic.

				different uses, and how to use internet.	
January	Revision	<ul style="list-style-type: none"> • MCQ • Fill in the blanks • Unscramble • Short and Long answer • Application based questions • Coding. 			
February	FINAL EXAMINATION				

Sub.: Social Science

Month	Topic	S.E. Activity	Lab/Map	Learning Outcomes	Skill Enhancement
October	HISTORY 9. VILLAGES AND TOWNS.	Page no: 94 point3- Puzzle.	--	<p>*To familiar student with the urbanization, growth of agriculture, crafts, guilds, towns, coinage and trade.</p> <p>*Student will reorganize the evolution of trade and settlement over a</p>	Thinking, observation, self awareness, writing, reading

	<p>10. Traders , Kings and Pilgrims.</p> <p>CIVICS</p> <p>6.Rural Livelihood.</p>	<p>Draw/paste pictures of Chinese pilgrims such as Fa-Hein, Hiven -Tsang and I-Tsing.</p> <p>Make a flow chart on the three sectors of Economy.</p>	<p>Assignment25- Central Asia – The silk route ---</p>	<p>period of time.</p> <p>*To familiarise students with foreign invasions, Kushans, Chinese pilgrims, silk route , sangam age, satavachanas foreign trades.</p> <p>To make students familiar with thye three sectors of economy, occupations, different types of farmer , urban livelihood , causes of Migration.</p>	<p>Thinking, speaking, listening, observation, self awareness</p> <p>Speaking, reading, creative and critical thinking, observation, self awareness</p>
November	<p>GEOGRAPHY</p> <p>8. Major Landforms of the Earth.</p>	<p>Find out the names of some of the high peaks of the Himalayas.</p>	<p>Mark the following on the given outline political map of the world</p>	<p>To make students understand the various landforms like Plateaus,</p>	<p>Speaking, thinking, observation, listening, reading, observation</p>

	<p>HISTORY</p> <p>11. New Empire and Kingdoms.</p>	<p>Collect and paste pictures of different South Indian temples and write 2 to 3 lines about them.</p>	<p>Mountain- Plateau- Plains- (Pg no.236:point.</p>	<p>Mountain and plain.</p> <p>*The student will be able to explain broad developments during the ancient period , eg- hunting-gathering stage, the beginning of agriculture the first cities on the Indus , etc and relates the development ts occurring in one place with another.</p> <p>*The student will be</p>	<p>Observation, mapping, thinking, creativity, self confidence, participation</p>
--	--	--	---	---	---

	<p>12. Books , Paintings and buildings.</p>	<p>Collect and paste/draw: pictures of the monument mentioned in the lesson.</p>		<p>able to list out significant contribution of important kingdoms , dynasties with examples- Ashokan inscriptions, Gupta coins, Ratha Temples by Pallavas , etc.</p> <p>*The student will be able to describe the implications of India's contacts with regions outside India in the field of religion, art, architecture, etc.</p> <p>*He/she will be able to outline India's significantly contribution in culture and science , eg, astronomy, medicine, mathematics etc.</p>	<p>Observation, thinking, listening, speaking, reading, writing</p>
--	---	--	--	---	---

December	REVISION				
January	REVISION				
February	REVISION				

Sub.: Sanskrit

Month	Topic	S.E. Activity	Lab/Map	Learning Outcomes	Skill Enhancement
October	पाठ 15 भूपतिः:मायादासः पाठ 16 शतरंज क्रीडा	पाठ में से लिंग वाचक शब्द बताइए शतरंज का बोर्ड बनाइए	छात्रों को किस चीज के प्रति लालच है कक्षा में शतरंज	नैतिक ज्ञान महत्व लालच के कारण और निवारण खेल का महत्व लाभ तर्कशक्ति ज्ञान	भाषा बोध मौलिक ज्ञान वाक्य अभिव्यंजना तार्किक कौशल चिंतन मनन कौशल बौद्धिक कौशल
November	पाठ 17 गीतमृतम्	आगे पीछे लिखे श्लोकों को सही करके लिखिए	श्लोक सुनाइए	गीता के श्लोकों का जीवन से संबंध महत्व	व्यावहारिक कौशल उच्चारण कौशल

	पाठ 18 पुस्तकालय	पुस्तकालय मे कितने प्रकार की पुस्तकें होती है	सामान्य ज्ञान प्रश्न गतिविधि	और ज्ञान पुस्तकालय का महत्व लाभ परिश्रम का महत्व	उद्दीपन कौशल बौद्धिक कौशल उदाहरण कौशल निदानात्मक कौशल
December	पाठ 19 शरीरस्य अङ्गानि पाठ 20 बुद्धिर्यस्य बलम् तस्य	आंख नाक कान के चित्र बनाकर संस्कृत शब्द लिखिए पाठ से संबंधित चित्र बनाएं P.T. II	शरीर के अंगों के संस्कृत शब्द बताइए पंचतंत्र की कहानी सुनाइए	शरीर के सभी अंगों का महत्व लाभ धातु रूप ज्ञान विभक्ती ज्ञान ज्ञान का महत्व लाभ संधि ज्ञान	विश्लेषणात्मक कौशल चिंतन मनन कौशल भाषा कौशल बौद्धिक कौशल संवाद कौशल भाव बोध
January	पाठ 21 गुरु गोविंद सिंह पाठ 22 सूक्ति संचय	गुरु गोविंद सिंह जी का चित्र बनाइए शब्दों को जोड़कर सूक्ति बनाइए	सिखों के 10 गुरु के नाम बताइए सूक्ति को जल्दी बोलने का प्रयत्न करें	भारतीय वीर शहीदों की गाथा का ज्ञान वीरों का महत्व कठिन शब्दों का अर्थ ज्ञान नैतिक ज्ञान संधि ज्ञान	मूल्यपरक कौशल प्रश्नोत्तर कौशल उदाहरण कौशल मौखिक कौशल चिंतन मनन कौशल भाषा बोध
February	Rivision Annual examination	*शब्दार्थ *प्रश्नोत्तर *अभ्यास प्रश्न			

